



Intelligent Can Line Sensor

Proximity & Motion Detection (NPN)

RI5-9020



Applications:

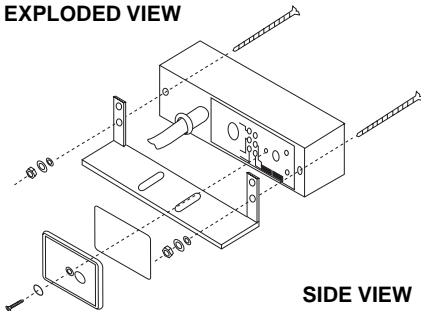
- Gap detection (missing cans)
- Pile-up detection
- Proximity and motion detection
- Build-back control
- Detection of missing tops/crowns on bottling lines



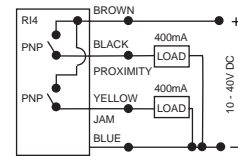
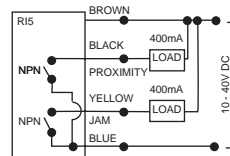
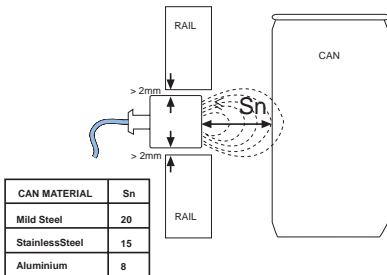
Features:

- Suitable for use on single line or mass conveyors
- Independent outputs for proximity (ie. presence) and jam (ie. no motion)
- Sensing distance up to 20mm
- Wide (120mm) sensing face
- Suitable for flush mounting between rails
- Separately adjustable ON & OFF time delays (13 sec max.)
- IP67 when fitted with plexi-glass cover & O-ring supplied
- Supplied with complete mounting kit as shown in exploded view

EXPLODED VIEW



SIDE VIEW



PROXIMITY DETECTION (All 3 sensing heads)	MOTION DETECTION (Middle sensing head only)	PROXIMITY OUTPUT	JAM OUTPUT
Not Sensing	Not Sensing	Off	Off
Sensing	Pulse Sensing	On	Off
Sensing	Not Sensing	On	On
Sensing	Sensing	On	On